

# S\_01

Full electric multifunctional SPA massage bed | Wood structure




Electric adjustment of height, backrest and legrest, with 4 actuators

Mattress with 3 layers of foam to offer deep support and comfort

*Hergo System* guarantees excellent ergonomics for head, shoulders and back

Features

Electric adjustments



backrest adjustment 60° max  
 height 30 cm stroke  
 legrest adjustment 30° max

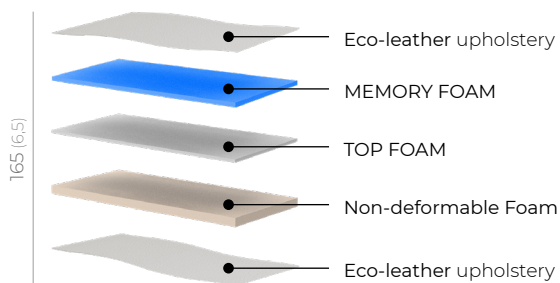
Plateau shape



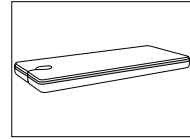
SQUARED

ROUNDED

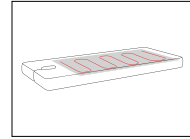
Mattress



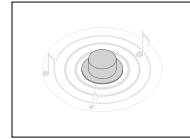
Extra features



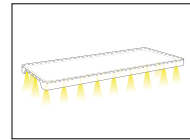
Extra Memory foam layer for exclusive extra comfort



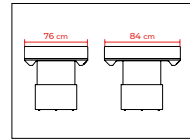
C.W.S. Technology Far Infrared Heating System to enhance Client's experience



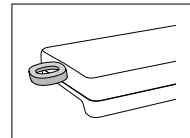
360° Immersive Sound System through vibrations



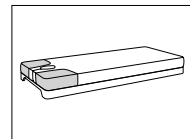
Chromotherapy LED system integrated under the bed's plateau



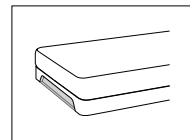
Different plateau width  
 84 cm (33") - Standard  
 76 cm (29,2") - Optional



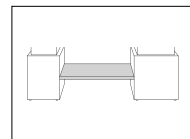
External head support



Ergonomic armrests integrated into mattress



Ergonomic cut foot side



Wood shelf to optimise space in the treatment room

