


S_03

Full electric multifunctional SPA massage bed | Wood-Metal structure



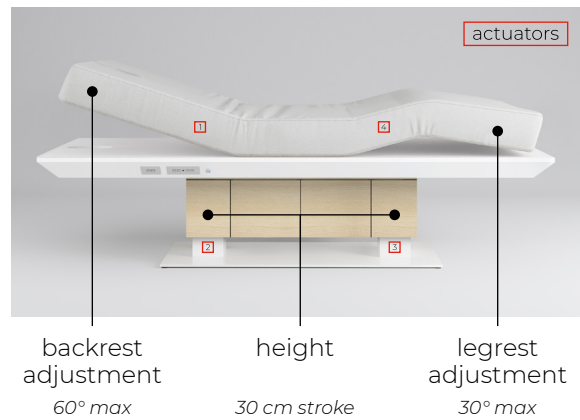
Electric adjustment of height, backrest and legrest, with 4 actuators

Mattress with 3 layers of foam to offer deep support and comfort

One-slot storage with push-pull opening

Features

Electric adjustments



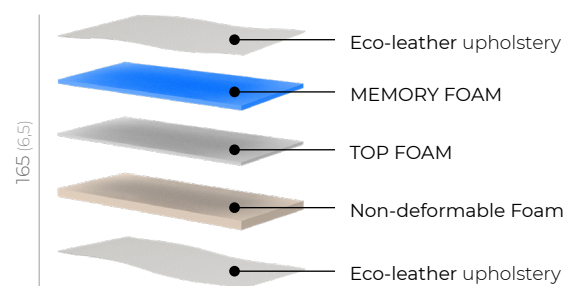
Plateau shape



SQUARED

ROUNDED

Mattress



Extra features

- Extra Memory foam layer for exclusive extra comfort
- C.W.S. Technology Far Infrared Heating System to enhance Client's experience
- 360° Immersive Sound System through vibrations
- Chromotherapy LED system integrated under the bed's plateau
- Different plateau width
84 cm (33") - Standard
76 cm (29,2") - Optional
- External head support
- Ergonomic armrests integrated into mattress
- Ergonomic cut feet side
- Electrical preparation for a Hot Towel Cabinet inside the storage
lxwxh
572 x 460 x 230 (22,5 x 18,1 x 9,1)

